

Verbindungstechnik - LWL
[Network Connectivity - FO]

LWL-Verteilerfeld - ausziehbar - OM5 [FO patch panel - extendible - OM5]



Die vorkonfektionierten TKM LWL-Verteilerfelder sind direkt geeignet für die Verwendung in Glasfasernetzen. Sie sind verwendbar als spleißfertiges Verteilerfeld mit eingelegtem Spleißequipment (PPRS - Patch Panel ready to Splice). Die Verteilerfelder sind designed mit den folgenden Funktionen:

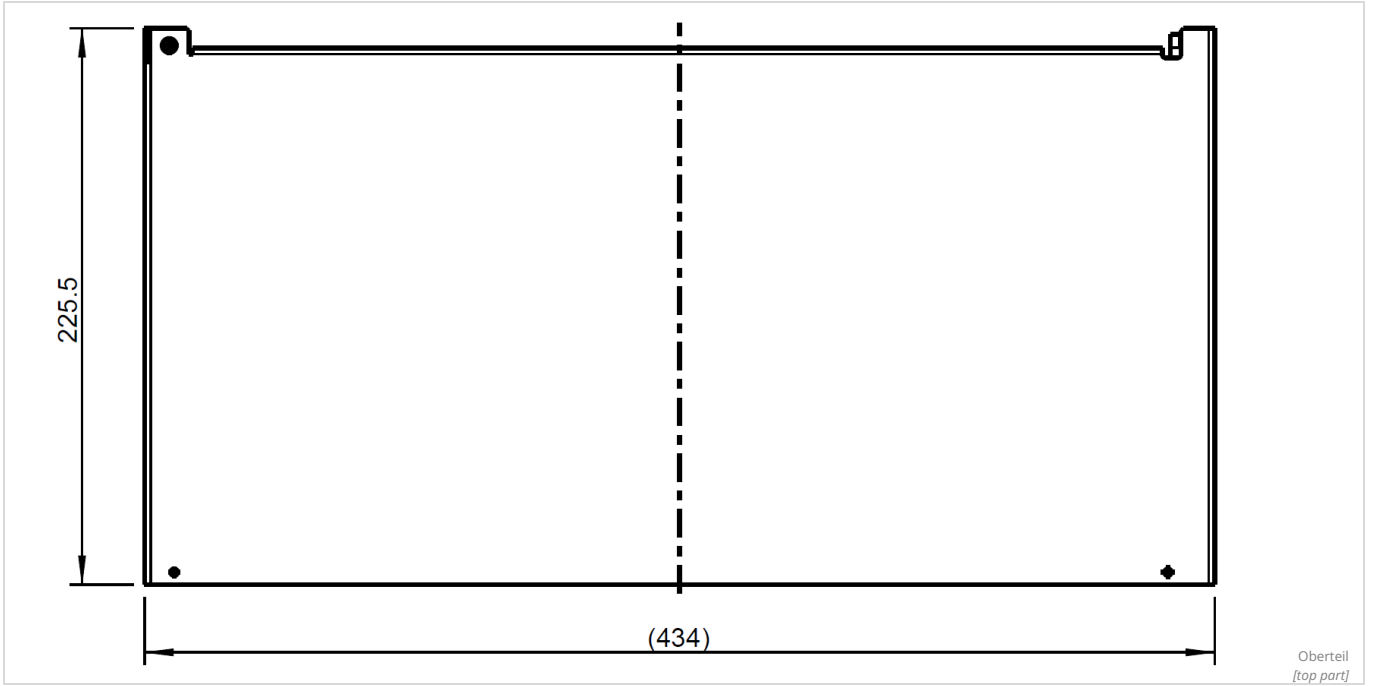
- Spleißequipment (SE) und Spleißprotektor (SP) - Heat Shrink (HS) // Crimp (CR)
- Qualitätsstufen SE: Höchster Standard (HS), Grade B (GB), Grade C (GC)
- Kapazität Fasermanagement: max. 48 Fasern / HE
- Versionen: AIMready

[The pre-assembled TKM FO patch panels are direct applicable to use in FO networks. They are usable as patch panel ready to splice with already implemented splice equipment (PPRS - patch panel ready to splice). The FO patch panels are designed with the following features:

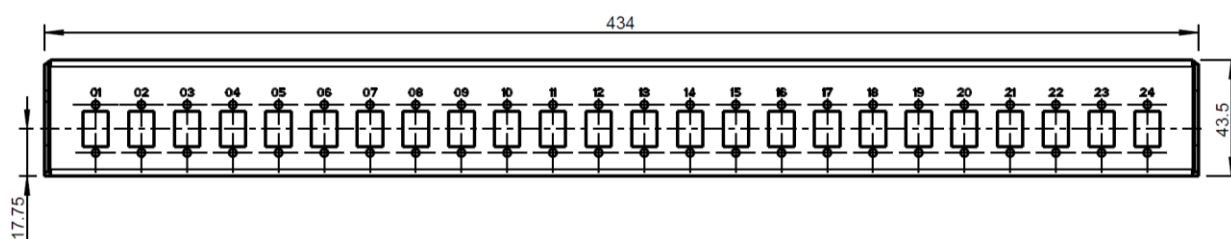
- splice equipment (SE) and splice protector (SP) - heat shrink (SH) // crimp (CR)
- quality grades SE: high standard (HS), grade B (GB), grade C (GC)
- capacity fibre management: max. 48 fibres / U
- versions: AIMready]

Technische Daten - 24- Port LWL-Verteilerfeld [technical data - 24- port FO patch panel]

Gehäusekörper [panel body]			
Mechanische Eigenschaften - Oberteil [mechanical characteristics - top part]			
Material [material]	Aluminium (Gehäuse) - Stahlblech (Haltewinkel) [aluminium (housing) - sheet steel (mounting brackets)]		
Farbe [colour]	schwarz - ähnlich RAL9005 (Haltewinkel) [black - similar to RAL9005 (mounting brackets)]		
Abmaße BxTxH [dimensions WxDxH]	siehe Skizze [see drawing]		
Gewicht [weight]	ca. 600g		
Mechanische Eigenschaften - Schublade [mechanical characteristics - drawer]			
Material [material]	Aluminium [aluminium]		
Farbe [colour]	Eloxal natur [anodized]		
Abmaße BxTxH [dimensions WxDxH]	siehe Skizze [see drawing]		
Schublade Gewicht [weight drawer]	ca. 560g	Gesamtgewicht inkl. 4x SpleißEquipment [total weight incl. 4x splice equipment]	ca. 1900g (1600g + 4x 75g)
<p>The drawing shows two views of the panel. The top view (labeled 'Schublade [drawer]') shows a rectangular panel with a height of 223.9 mm and a width of 430 mm. A vertical dimension of 56.5 mm is shown from the top edge to the top of the drawer opening. A horizontal dimension of 6.4 mm is shown from the left edge to the start of the drawer opening. The bottom view (labeled 'Oberteil [top part]') shows the panel with a total width of 483 mm. Dashed lines indicate the internal structure and alignment of the drawer and top part.</p>			



Frontplatte LCdx Footprint: <i>[front plate LCdx footprint:]</i>	
Material <i>[material]</i>	pulverbeschichteter Stahl <i>[powder coated steel]</i>
Farbe <i>[colour]</i>	schwarz - ähnlich RAL9005 <i>[black - similar to RAL9005]</i>
Abmaße BxTxH <i>[dimensions WxDxH]</i>	siehe Skizze <i>[see drawing]</i>
Gewicht <i>[weight]</i>	ca. 320g
Kapazität <i>[capacity]</i>	bis zu 24x LCdx Kupplungen <i>[up to 24x LCdx adapters]</i>
Portbedruckung <i>[port labelling]</i>	1 - 24
Position Portbedruckung <i>[position of port labelling]</i>	Mitte des Ports <i>[middle of port]</i>



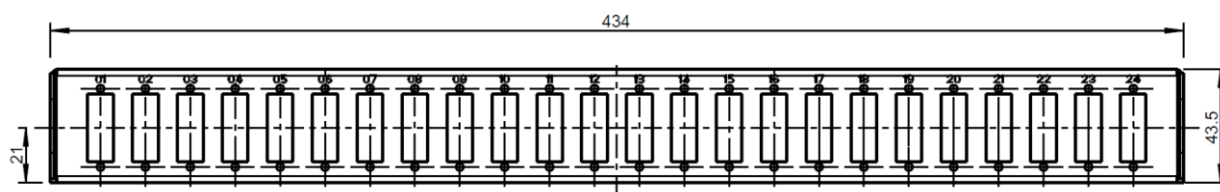
Frontplatte
[front plate]

LWL Kupplung: <i>[FO adapter:]</i>	
Version <i>[version]</i>	LC DX
Material Gehäuse <i>[material body]</i>	Polycarbonat UL 94V0 <i>[polycarbonate UL 94V0]</i>
Farbe Gehäuse <i>[colour body]</i>	Limettengrün- ähnlich RAL120 70 75 <i>[lime green - similar to RAL120 70 75]</i>
Ferrulentyp <i>[type of sleeve]</i>	Keramik <i>[ceramic]</i>
Staubschutz <i>[dust protection]</i>	Inkl. Staubschutzkappe <i>[incl. dust cap]</i>



*exemplarische Abbildung
[exemplary picture]

Frontplatte SCdx Footprint: <i>[front plate SCdx footprint:]</i>	
Material <i>[material]</i>	pulverbeschichteter Stahl <i>[powder coated steel]</i>
Farbe <i>[colour]</i>	schwarz - ähnlich RAL9005 <i>[black - similar to RAL9005]</i>
Abmaße BxTxH <i>[dimensions WxDxH]</i>	siehe Skizze <i>[see drawing]</i>
Gewicht <i>[weight]</i>	ca. 280g
Kapazität <i>[capacity]</i>	bis zu 24x SCdx Kupplungen <i>[up to 24x SCdx adapters]</i>
Portbedruckung <i>[port printing]</i>	1 - 24
Position Portbedruckung <i>[position of port printing]</i>	Mitte des Ports <i>[middle of port]</i>





Frontplatte
[front plate]

LWL Kupplung: <i>[FO adapter:]</i>	
Version <i>[version]</i>	SC DX
Material Gehäuse <i>[material body]</i>	Polycarbonat UL 94V0 <i>[polycarbonate UL 94V0]</i>
Farbe Gehäuse <i>[colour body]</i>	Limettengrün- ähnlich RAL120 70 75 <i>[lime green - similar to RAL120 70 75]</i>
Ferrulentyp <i>[type of sleeve]</i>	Keramik <i>[ceramic]</i>
Staubschutz <i>[dust protection]</i>	Inkl. Staubschutzkappe <i>[incl. dust cap]</i>




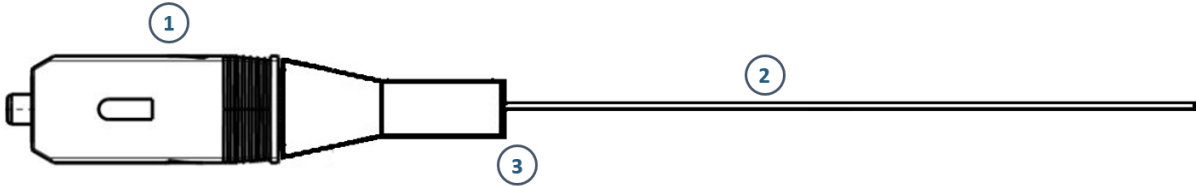


*exemplarische Abbildung
[exemplary picture]

Optional: SE - Spleiß Equipment [optional: SE - splice equipment]

Pigtailset LC: [pigtailset LC:]				
Steckertyp [types of connector]	LC/PC			
Qualitätsstufe [quality type]	HS - High Standard	GB - Grade B		GC - Grade C
Hersteller / Marke des Steckers [manufacturer / brand of connector]	Huber & Suhner [Huber & Suhner]	Kein Markenstecker - Grade B [no brand connector - grade B]		Kein Markenstecker - Grade C [no brand connector - grade C]
Farbe Stecker [colour connector]	schwarz [black]	limettengrün [lime green]		limettengrün [lime green]
Farbe Knickschutz [colour boot]	limettengrün [lime green]	weiß [white]		weiß [white]
IL@97% [db]: // RL [db]: IL (typical) [db]: // RL (typical) [db]: IEC 61300-3-34 / IEC 61300-3-6	≤ 0,25 ≥ 35 ≤ 0,12 ≥ 45	≤ 0,25 ≥ 35 ≤ 0,20 ≥ 45		≤ 0,50 ≥ 35 ≤ 0,25 ≥ 40
	GRADE B/3	GRADE B/3		GRADE C/3
				
	*exemplarische Abbildung, Produkt kann farblich abweichen [exemplary picture, product may vary in colour]			
Faser [fibre]	1xG50/125 OM5 G.651			
Faserdurchmesser [fibre diameter]	0,9mm			
Material Coating [material of coating]	LSZH			
Farbkodierung Pigtailset [colour code of pigtailset]	gemäß IEC 60304 [acc. to IEC 60304]			
Länge Pigtails gesamt [length of pigtails absolute]	2,50m			
Freie Länge Pigtails ausserhalb Kasette [free length of pigtails outside cassette]	1,50m			
				
*exemplarisch LC Stecker [exemplarily LC connector]				
1	Steckerkörper [connector body]	2	Faser [fibre]	
3	Staubschutzkappe [dust cap]	4	Knickschutz [boot]	

Optional: SE - Spleiß Equipment [optional: SE - splice equipment]

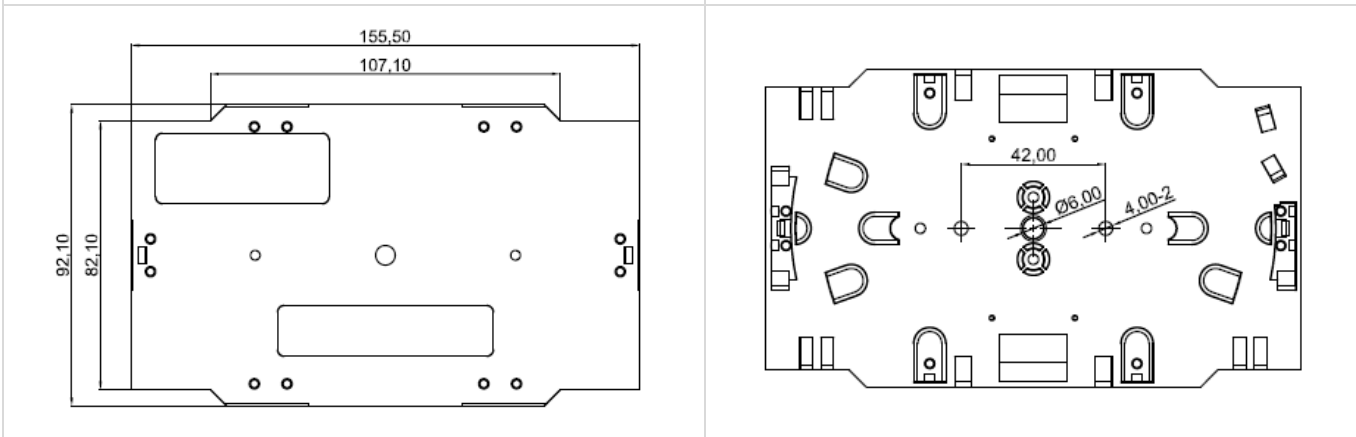
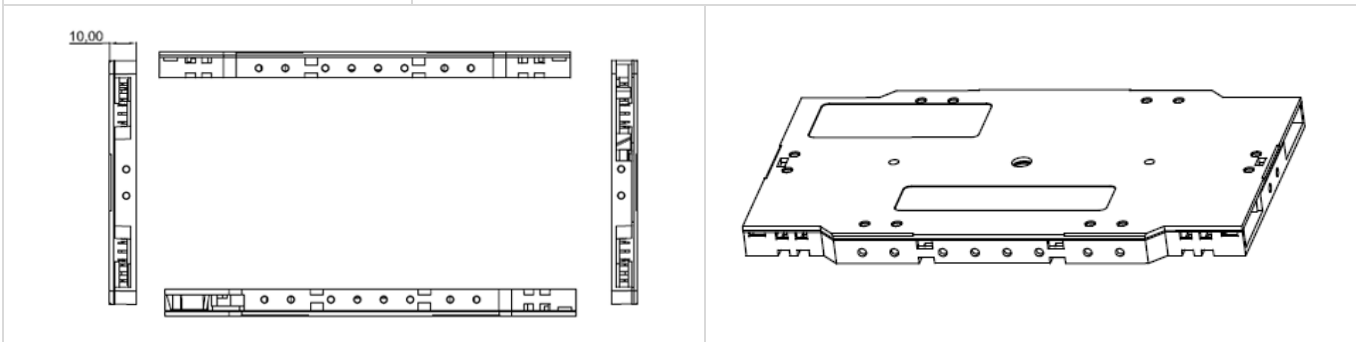
Pigtailset SC: [pigtailset SC:]				
Steckertyp [types of connector]	SC/PC			
Qualitätsstufe [quality type]	HS - High Standard	GB - Grade B		GC - Grade C
Hersteller / Marke des Steckers [manufacturer / brand of connector]	Huber & Suhner [Huber & Suhner]	Kein Markenstecker - Grade B [no brand connector - grade B]		Kein Markenstecker - Grade C [no brand connector - grade C]
Farbe Stecker [colour connector]	beige [beige]	limettengrün [lime green]		limettengrün [lime green]
Farbe Knickschutz [colour boot]	weiß [white]	limettengrün [lime green]		limettengrün [lime green]
IL@97% [db]: // RL [db]: IL (typical) [db]: // RL (typical) [db]: IEC 61300-3-34 / IEC 61300-3-6	≤ 0,25 ≥ 35 ≤ 0,12 ≥ 45	≤ 0,25 ≥ 35 ≤ 0,20 ≥ 45	≤ 0,50 ≥ 35 ≤ 0,25 ≥ 40	
	GRADE B/3 	GRADE B/3 	GRADE C/3 	
	*exemplarische Abbildung, Produkt kann farblich abweichen [exemplary picture, product may vary in colour]			
Faser [fibre]	1xG50/125 OM5 G.651			
Faserdurchmesser [fibre diameter]	0,9mm			
Material Coating [material of coating]	LSZH			
Farbkodierung Pigtailset [colour code of pigtailset]	gemäß IEC 60304 [acc. to IEC 60304]			
Länge Pigtails gesamt [length of pigtails absolute]	2,50m			
Freie Länge Pigtails ausserhalb Kasette [free length of pigtails outside cassette]	1,50m			
				
*exemplarisch SC Stecker [exemplarily SC connector]				
1	Steckerkörper [connector body]	2	Faser [fibre]	
3	Knickschutz [boot]	4	n.a. [n.a.]	


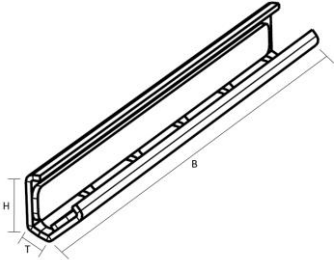
Spleißkassette:
[splice cassette:]

Spleißkassette [splice cassette]	
Material [material]	Acrylnitril-Butadien-Styrol-Copolymere (ABS)
Aufnahmekapazität [capacity]	je Spleißkassette bis zu 24 Fasern [each splice cassette up to 24 fibres]
Gewicht [weight]	30g


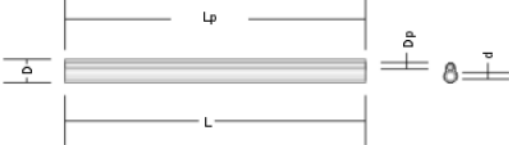
Spleißkassettendeckel [splice cassette top cover]	
Material [material]	Acrylnitril-Butadien-Styrol-Copolymere (ABS)
Beschriftung [labelling]	mit Laser-Hinweisschild und Farbcode versehen [signed with laser indicating label and colour code]
Gewicht [weight]	20g

Spleißhalter [splice holder]	
Material [material]	Acrylnitril-Butadien-Styrol-Copolymere (ABS)
Kapazität Version Crimp [capacity version crimp]	12 Positionen für Spleißprotector Crimp [12 positions for splice protector crimp]
Kapazität Version Schrumpf [capacity version heat shrink]	6 Positionen für Spleißprotector Schrumpf [6 positions for splice protector heat shrink]





Spleißprotector Crimp <i>[splice protector crimp]</i>	
Abmaße [BxHxT] <i>[dimensions [WxHxD]]</i>	30x3x1,2 mm
Gewicht <i>[weight]</i>	0,3g
Typ Spleißprotector Crimp <i>[type of splice protector]</i>	TKM SSE - 4780015
zugelassen nach <i>[approved for]</i>	TS 0338/96 - Deutsche Telekom
	

*exemplarische Abbildung
[exemplary picture]









Spleißprotector Schrumpf <i>[splice protector heat shrink]</i>	
Abmaße [LxD] <i>[dimensions [LxD]]</i>	40x2,5mm
Gewicht <i>[weight]</i>	0,4g
Typ Spleißprotector Schrumpf <i>[type of splice heat shrink]</i>	TKM - 4780033
	

*exemplarische Abbildung
[exemplary picture]

Bestellangaben [ordering information]

Artikelnummer [part no.]	Beschreibung [description]	
Typ Verteilerfeld: AIMready - V2 - LCdx - Ausstattung: mit Spleiß Equipment (HS / GB / GC) und Spleißprotector (CR / HS) [type of panel: AIMready - V2 - LCdx - equipment: with splice equipment (HS / GB / GC) and splice protector (CR / HS)]		
AP2-24L2LG-HSCPC-G0-9005	AIMready - V2 - LWL-Verteilerfeld OM5 - Typ: PPRS-EX-AL - Kupplungen: 24x LCdx - Bestückung: SE- HS -SP-CR [AIMready - V2 - FO patch panel OM5 - type: PPRS-EX-AL - adapters: 24x LCdx - equipped with: SE- HS -SP-CR]	
AP2-24L2LG-GBCPC-G0-9005	AIMready - V2 - LWL-Verteilerfeld OM5 - Typ: PPRS-EX-AL - Kupplungen: 24x LCdx - Bestückung: SE- GB -SP-CR [AIMready - V2 - FO patch panel OM5 - type: PPRS-EX-AL - adapters: 24x LCdx - equipped with: SE- GB -SP-CR]	
AP2-24L2LG-GCCPC-G0-9005	AIMready - V2 - LWL-Verteilerfeld OM5 - Typ: PPRS-EX-AL - Kupplungen: 24x LCdx - Bestückung: SE- GC -SP-CR [AIMready - V2 - FO patch panel OM5 - type: PPRS-EX-AL - adapters: 24x LCdx - equipped with: SE- GC -SP-CR]	
Typ Verteilerfeld: AIMready - V2 - SCdx - Ausstattung: mit Spleiß Equipment (HS / GB / GC) und Spleißprotector (CR / HS) [type of panel: AIMready - V2 - SCdx - equipment: with splice equipment (HS / GB / GC) and splice protector (CR / HS)]		
AP2-24S2LG-HSCPC-G0-9005	AIMready - V2 - LWL-Verteilerfeld OM5 - Typ: PPRS-EX-AL - Kupplungen: 24x SCdx - Bestückung: SE- HS -SP-CR [AIMready - V2 - FO patch panel OM5 - type: PPRS-EX-AL - adapters: 24x SCdx - equipped with: SE- HS -SP-CR]	
AP2-24S2LG-GBCPC-G0-9005	AIMready - V2 - LWL-Verteilerfeld OM5 - Typ: PPRS-EX-AL - Kupplungen: 24x SCdx - Bestückung: SE- GB -SP-CR [AIMready - V2 - FO patch panel OM5 - type: PPRS-EX-AL - adapters: 24x SCdx - equipped with: SE- GB -SP-CR]	
AP2-24S2LG-GCCPC-G0-9005	AIMready - V2 - LWL-Verteilerfeld OM5 - Typ: PPRS-EX-AL - Kupplungen: 24x SCdx - Bestückung: SE- GC -SP-CR [AIMready - V2 - FO patch panel OM5 - type: PPRS-EX-AL - adapters: 24x SCdx - equipped with: SE- GC -SP-CR]	
	Für Bestückungsvarianten mit weniger als 24x Kupplungen / Spleiß Equipment ändert sich Artikelnummer wie folgt: AP2- XX L2LG-HSCPC-G0-9005: XX - Anzahl gewünschter Adapter mit $XX \leq 23$ [for other assembly versions with less than 24x adapters / splice equipment the part number has to be modified as follows: AP2- XX L2LG-HSCPC-G0-9005: XX - quantity of requested adapters $XX \leq 23$	
	Legende: [legend] SE - Spleißequipment, dabei: HS - High Standard (Markenstecker) GB - Grade B GC - Grade C SP - Spleißprotector: CR - Crimp Version HS - Heatshrink Version Farbcodierung in der Artikelnummer: 9005 - schwarz, RAL 9005	[SE - splice equipment, with: HS - High Standard (brand connector) GB - Grade B GC - Grade C SP - splice protector: CR - crimp version HS - heat shrink version] colour coding in the part number: 9005 - black, RAL 9005]

Bestellangaben - Zubehör [ordering information - accessories]

Artikelnummer [part no.]	Beschreibung [description]
01-57-35-0046	<p>Bezeichnungsstreifen - Schriftfeldhöhe: 8mm - selbstklebend mit transparenter Abdeckung - Abmaße LxBxT ca. 410x9,5x3,5mm <i>[labelling strip - height of marking field: 8mm - adhesive with transparent cover - dimensions LxWxH: approx. 125x9,5x3,5mm]</i></p>
	 <p style="text-align: right;">*exemplarische Abbildung <i>[exemplary picture]</i></p>
MS-BC-0001	<p>BC - Blindabdeckung (01-57-35-0026) mit LCquad Footprint für Verteilerfelder - verwendbar für: SCdx / LCquad - Farbe: schwarz - VPE=10 <i>[BC - blind cover (01-57-35-0026) with LCquad footprint for FO patch panel - applicable for: SCdx / LCquad - colour: black - PU=10]</i></p>
	 <p style="text-align: right;">*exemplarische Abbildung <i>[exemplary picture]</i></p>
MS-BC-0002	<p>BC - Blindabdeckung (01-57-35-0004) mit LCdx Footprint für LWL Verteilerfelder - verwendbar für: SCsx / E2000sx / LCdx - Farbe: schwarz - VPE=10 <i>[BC - Blind cover (01-57-35-0004) with LCdx footprint for FO patch panel - applicable for: SCsx / E2000sx / LCdx - colour: black - PU=10]</i></p>
	 <p style="text-align: right;">*exemplarische Abbildung <i>[exemplary picture]</i></p>
MS-PP-0001	<p>MS - Montageset für Einbau von 19Zoll Komponenten in Verteilerschränke - VPE=25 <i>[MS - mounting set for installation of 19inch components into racks - PU=25]</i></p>
	 <p style="text-align: right;">*exemplarische Abbildung <i>[exemplary picture]</i></p>